

# Invacare® | Pronto™ M41 Modulite™



## Versatile & compact mobility for everyday use

The new *Invacare Pronto M41 Modulite* is a sleek and highly versatile indoor power wheelchair with outdoor capabilities, which now features **Modulite** to offer an excellent range of seating options to address complex postural needs. A compact mid wheel drive base makes it easy to manoeuvre in most environments and simple to transport. It is designed to perfectly suit an independent lifestyle - wherever you choose to be.



Trusted Solutions, Passionate People





**On the spot**

The **M41 Modulite** features a mid-wheel-drive base with very small dimensions. Its compact size ensures a tight turning radius of 510mm and versatile manoeuvrability in confined spaces.

**Everyday obstacles**

Invacare's simplified **SureStep** technology allows individuals to confidently and comfortably drive over everyday thresholds, keeping all 6 wheels on the ground for maximum stability. Its lower seat to ground height of 420mm allows for access under tables and easy transfer to low furniture.

**The personal fit**

The **Pronto M41** with **Modulite** can now offer many seating options with highly adjustable modular concept. **Modulite** seating includes tension adjustable upholstery styles as well as Flex3 back options featuring a selection of accessories.

The seating system interfaces with **Matrix** backrest options for optimised support and positioning where needed.

**Features and Options**



**Stability with Simplified SureStep**

Keeps six wheels on the ground for smooth driving and optimum stability.



**Sleek design**

Provides mobility with style.



**Tie-downs**

4 tie down points for use as a seat in transportation.



**Service access**

Simple tool-free access to critical components.



**Features and Options**



**Recline**

30° of recline with high pivot point for reduced shear.



**Flip-up armrest**

The **Modulite** seat can be combined with a multi-adjustable flip-up armrest for personalised comfort and easier transfers.



**Flex3 back**

The Flex3 back support adjusts from 380mm - 530mm.



**Matrix seating**

Different types of **Matrix** backs can be combined with **Modulite** to offer optimal postural support and positioning.



**LNX**

Powered centre mount leg rest allows for an active seating position.

**Relaxing position**

The **Modulite** seating can be adjusted to a full relaxing position with 30° of tilt and 30° of recline.



**DX2 control options**

Wide range of **DX2** control options including the low force micro joystick for those with limited hand movement.



**Lifter**





















The seat lifter has a range of 300mm/12".



**Tilt in Space**

30° of tilt with centre of gravity shift for those requiring enhanced posture support.

## Technical data

							
Invacare <b>Pronto M41 Modulite</b>	380 - 530 mm <sup>1</sup>	410 - 510 mm <sup>2</sup> 510 - 560 mm <sup>2</sup>	420 - 720 mm <sup>3</sup>	480 - 660 mm <sup>4</sup>	245 - 310 mm <sup>5</sup> 230 - 360 mm <sup>6</sup>	290 - 460 mm <sup>4</sup>	0 - 30°
							
Invacare <b>Pronto M41 Modulite</b>	90 - 120°	1030 - 1090 mm <sup>4</sup>	610 - 690 mm <sup>7</sup>	1030 mm <sup>4</sup>	830 mm	136 kg	2 x 12V 32 Ah
							
Invacare <b>Pronto M41 Modulite</b>	1075 mm	50 mm	7° / 12,3%	2 x 250 W	17,5 km <sup>8</sup>	6 km/h	112 to 128 kg <sup>4</sup>

- 1/ Settable in 4 steps with additional 50 mm by T-arm adjustment or -50 mm with in-rigged armrests
- 2/ Adjustable
- 3/ With lifter, +30 mm for sling seat option
- 4/ Depending on configuration
- 5/ T-armrest
- 6/ Flip-up or following armrest
- 7/ Wheelbase width 610 mm
- 8/ According to ISO 7176-4:2008
- 9/ **Invacare Modulite™** seat components are cross compatible across the Invacare power wheelchair range and partly with the Invacare Rea' family.
- 10/ Compliant with the directive on the Restriction of the use of certain Hazardous Substances in electrical and electronic equipment - RoHS (2011/65/EC).
- 11/ Compliant with the regulation concerning the Registration, Evaluation, Authorisation and Restriction of Chemicals.



Invacare **Modulite™**

## Frame colours



Electric Red



Blue

Invacare Limited  
 Pencoed Technology Park - Pencoed  
 - Bridgend CF35 5AQ - United Kingdom  
 Tel: +44 1 656 776 222  
 Fax: +44 1656 776 220  
 E-mail: [uk@invacare.com](mailto:uk@invacare.com)  
 Sales Order E-mail:  
[ordersuk@invacare.com](mailto:ordersuk@invacare.com)  
[www.invacare.co.uk](http://www.invacare.co.uk)

Invacare Ireland Ltd  
 Unit 5 - Seatown Business Campus  
 Seatown Road - SWORDS - County Dublin - Ireland  
 Tel. +353 1 8107084  
 Fax +353 1 8107085  
 Email: [ireland@invacare.com](mailto:ireland@invacare.com)  
[www.invacare.ie](http://www.invacare.ie)

© 2016 Invacare International Sàrl  
 All rights reserved.

All information quoted is believed to be correct at time of print.  
 Invacare reserves the right to alter product specifications without prior consultation.

More detailed information, technical data, references for transport or description of certain options can be found in the wheelchair's user manual.

Pronto M41 Modulite - UK - 07/2016 - 1585608



Follow us on Twitter:  
[@Think\\_Mobility](https://twitter.com/Think_Mobility)



Follow us on YouTube:  
 Invacare Ltd - UK



Like us on Facebook:  
 Invacare UK



Yes, you can.®