

Invacare® / Aquatec® | Toilet seat raisers



Invacare **Finesse**

- Toilet seat raiser made of soft, skin-friendly material
- Raises the toilet seat by 90 mm
- Fits on the toilet easily and safely, no assembly required
- Large hygiene recess at the front for easy personal hygiene
- Now available in Blue - Dementia friendly colour



Invacare **Maris**

- Toilet seat raiser
- Very easy to attach to the toilet
- Smooth surface for easy cleaning
- Large hygiene recess (250 x 190 mm)



Aquatec® **90**

- Toilet seat raiser
- Raises the toilet seat by 100 mm
- Attached safely to the toilet with two side clamps
- Large turning knobs for quick attachment and detachment
- Particularly high load capacity: 225 kg (35 stone)



**High weight limit
225kg (35 stone)**

3 year warranty



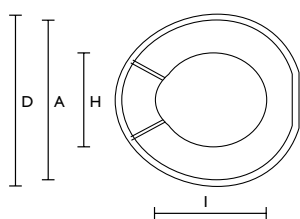
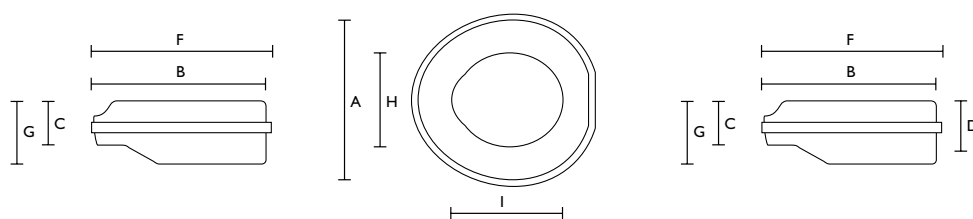
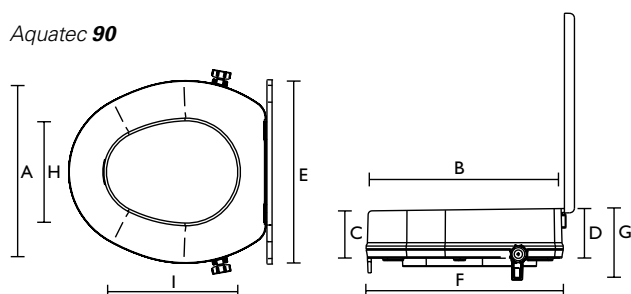
AQUATEC®



Yes, you can.®

Technical data

| Order number | Invacare <i>Finesse</i> | Invacare <i>Maris</i> | Aquatec® <i>90</i> |
|--------------------------------|--|-----------------------|----------------------|
| Toilet seat raiser | 1575059 (Single pack) 1575061 (Pack of 5) | | |
| Toilet seat raiser with lid | | | 8.01.001 |
| Toilet seat raiser without lid | | 1522262 | 8.00.001 |
| Dimensions | | | |
| Seat width | 385 mm (A) | 365 mm (A) | 365 mm (A) |
| Seat depth | 430 mm (B) | 385 mm (B) | 395 mm (B) |
| Seat height | 90 mm (C) | – | – |
| Seat height front | – | 125 mm (C) | 105 mm (C) |
| Seat height rear | – | 135 mm (D) | 115 mm (D) |
| Total width | 400 mm | 380 mm | – |
| Total width (with lid) | – | – | 380 mm (E) |
| Total width (without lid) | – | – | 375 mm |
| Total depth | 435 mm (F) | 400 mm (F) | 410 mm (F) |
| Total height | 135 mm (G) | 185 mm (G) | – |
| Total height (with lid) | – | – | 135 mm |
| Total height (without lid) | – | – | 125 mm (G) |
| Width of opening | 225 mm (H) | 190 mm (H) | 210 mm (H) |
| Depth of opening | 275 mm (I) | 250 mm (I) | 270 mm (I) |
| More info | | | |
| Weight | 2.2kg | 0,9 kg | – |
| Weight (with lid) | – | – | 1,6 kg |
| Weight (without lid) | – | – | 1,1 kg |
| Load capacity | 125 kg (19.5 stone) | 120 kg (19 stone) | 225 kg! (35.5 stone) |
| Colour | Blue | White | White |
| Warranty | 2 years | 2 years | 3 years |

 Invacare **H304 - Finesse**

 Invacare **H301 - Maris**

 Aquatec **90**




3 year warranty

Aquatec® 900

- Securely attached toilet seat raiser
- Individual adjustment to the user at any time, no tools required:
 - three different seat heights: 2, 4 and 6"
 - three different angles, lower at the front
- Fold-way, ergonomic armrests for additional support when sitting down and standing up
- Available with or without armrests.
- Seat can be folded up in all setting positions – ease of cleaning



Aquatec 90000

- Toilet seat raiser
- Available in three different seat heights: 2, 4, 6"
- Swing-away, ergonomic armrests for additional support when sitting down and standing up
- Innovative clip system: The lid and toilet seat can be removed from the base; no tools are required

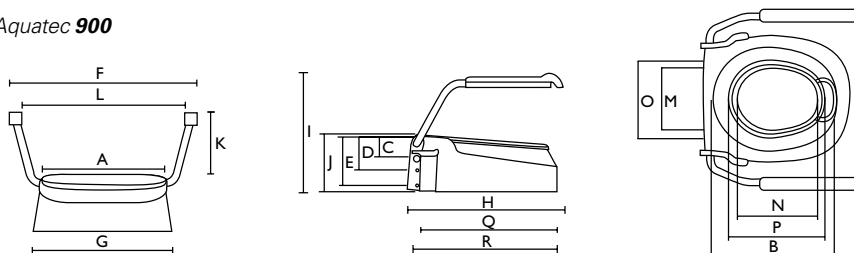
Technical data

| Order numbers | Aquatec® 900 | Aquatec 90000 |
|---|-----------------|--|
| Toilet seat raiser with armrests | 10128-10 | 8.31.101 (seat height 100 mm) 8.31.111 (seat height 60 mm) 8.31.121 (seat height 20 mm) |
| Toilet seat raiser without armrests | 10129-10 | |
| Accessories: Adapter for forward-inclined assembly | | 1470825 |

| Dimensions | | |
|-------------------------------|------------|------------------------|
| Seat width | 360 mm (A) | 365 mm (A) |
| Seat depth | 425 mm (B) | 390 mm (B) |
| Seat height 1 | 60 mm (C) | 20 / 60 / 100 mm (C) |
| Seat height 2 | 100 mm (D) | – |
| Seat height 3 | 150 mm (E) | – |
| Total width with armrests | 590 mm (F) | 540 mm (D) |
| Total width without armrests | 430 mm (G) | 380 mm (E) |
| Total depth | 490 mm (H) | 475 mm (F) |
| Total height | – | – |
| Total height with armrests | 380 mm (I) | 230 / 270 / 310 mm (G) |
| Total height without armrests | 180 mm (J) | 30 / 70 / 110 mm (H) |
| Height, seat to armrests | 200 mm (K) | 200 mm (I) |
| Width between the armrests | 510 mm (L) | 450 mm (J) |
| Width of the splash guard | 205 mm (M) | – |
| Depth of the splash guard | 260 mm (N) | – |
| Width of opening | 225 mm (O) | 205 mm (K) |
| Depth of opening | 285 mm (P) | 275 mm (L) |
| Length, fit 1 | 420 mm (Q) | – |
| Length, fit 2 | 440 mm (R) | – |

| More info | | |
|-------------------------|-------------------|--|
| Weight | – | – |
| Weight with armrests | 5.0 kg | 4.4 kg (SH:100 mm) 4 kg (SH:60 mm) 3.6 kg (SH:20 mm) |
| Weight without armrests | 2.7 kg | – |
| Load capacity | 120 kg (19 stone) | 150 kg (23 stone) |
| Colour | White | White |
| Warranty | 3 years | 3 years |

Aquatec 900



Aquatec 90000

