

Invacare® / Aquatec® | **Folding shower seats,
bathboard**



Invacare **R8802**

- Space-saving: mounted on the wall and can be folded when not in use
- Anatomically shaped seat surface for greater comfort when seated
- Simple and easy assembly (3 screws only)*



Invacare **R8804-60**

- Space-saving: mounted on the wall and can be folded when not in use
- Anatomically shaped seat surface for greater comfort when seated
- Armrests for secure, lateral hold
- Transfer is made easier by individual fold-away armrests

*Screws are not included.



3 year warranty

Aquatec® **Sansibar**

- Space-saving: mounted on the wall and can be folded when not in use
- Large hygiene recess makes personal hygiene easy
- Height-adjustable support legs for individual adjustment and additional stability
- Compensates for floor unevenness through finely adjustable feet

AQUATEC®



Yes, you can.®



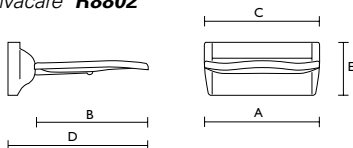
Invacare Marina

- Attractively designed bathtub board
- Non-slip seat surface
- Hand grip provides additional safety
- Practical shower head holder on both sides
- Individually adjustable using adjustment elements
- Also available as an XL version

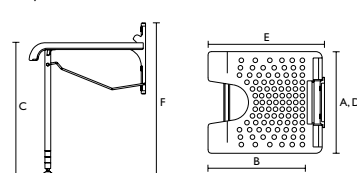
Technical data

Order number	Invacare R8802	Aquatec® Sansibar	Invacare R8804-60	Invacare Marina /Marina XL
Folding shower seat	R8802	9.10.101	R8804-60	
Bathtub board with hand grip				1541330
Bathtub board XL				1471594
Dimensions				
Seat width	380 mm (A)	400 mm (A)	380 mm (A)	–
Seat depth	370 mm (B)	410 mm (B)	370 mm (B)	–
Seat height	–	460 - 530 ¹ mm (C)	440 - 550 mm (C)	–
Total width	385 mm (C)	400 mm (D)	545 mm (D)	330 mm (A)
Total depth	470 mm (D)	460 mm (E)	470 mm (E)	690 / 740 mm (B)
Total height	180 mm (E)	530 - 600 mm (F)	770 - 880 mm (F)	160 mm (C)
Width, hand grip	–	–	–	180 mm (D)
Adjustment range, inner dimension	–	–	–	390 - 630 / 395 - 630 mm (E)
Graduation, height adjustment	–	25 mm	–	–
Stepless height adjustment	–	–	0 - 110 mm	–
Height to armrests	–	–	700 - 810 mm (G)	–
Height, seat to backrest	–	–	150 mm (H)	–
Height, backrest	–	–	180 mm (I)	–
Width between the armrests	–	–	460 mm (J)	–
Depth, folded	105 mm	110 mm	115 mm	–
Height, folded	520 mm	540 - 610 mm	1080 - 1190 mm	–
More info				
Weight	4.8 kg	2.6 kg	9 kg	1.6 kg
Load capacity	135 kg (21 stone)	130 kg (19 stone)	135 kg (21 stone)	150 kg (24 stone)
Colour	White	White	White	White
Warranty	2 Years	3 Years	2 Years	2 Years

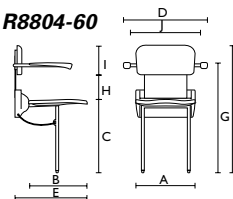
Invacare® **R8802**



Aquatec **Sansibar**



Invacare **R8804-60**



Invacare **Marina**

