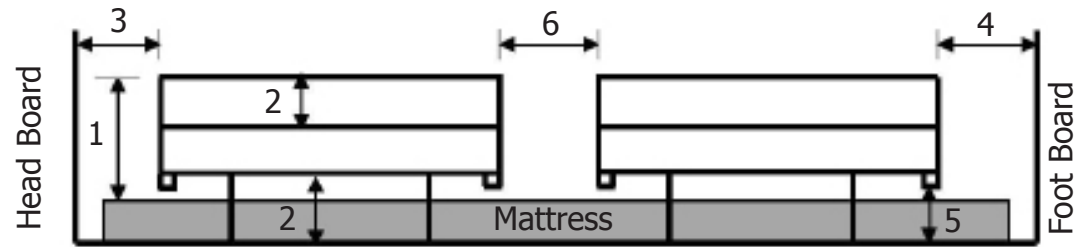
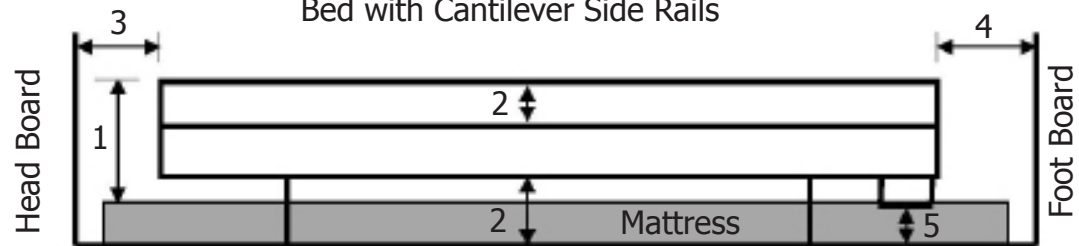


BS EN 60601-2-52 bed standard - Side Rail Comparison Guide

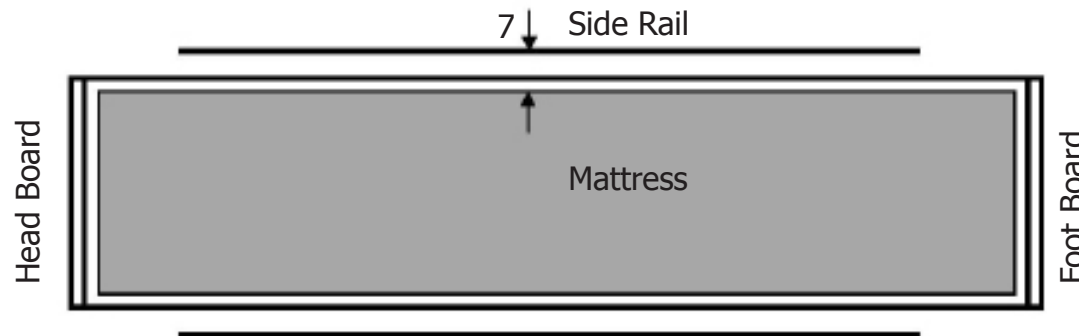
Bed with Split Side Rails



Bed with Cantilever Side Rails



Bed with Plan View



BS EN 60601-2-52 bed standard - Side Rail Comparison Guide

ID	Description	Current standards (to be withdrawn April 2013)		New combined standard	Notes
		BS EN 1970:2000 Community Beds	BS EN 60601-2-38: 1997 Acute Beds	BS EN 60601-2-52:2010 All Medical Beds	
Side rail Gaps					
1	Distance from the top of the mattress (without compression) to the top of the side rail	≥ 220mm	≥ 220mm	≥ 220mm*	* When a mattress or overlay is used and the distance is not ≥ 220mm, a risk assessment must be performed to assure equivalent safety
2	Gaps between elements within the perimeter of the side rail and between the side rail and mattress platform	≤ 120mm	≤ 120mm	≤ 120mm	
3	Gap between head board and end of side rail	≤ 60 or ≥ 250mm*	≤ 60 or ≥ 235mm*	≤ 60mm**	* Side elevation between head board and side rail ** Most disadvantageous angle between head board and side rail
4	Gap between foot board and end of side rail	≤ 60 or ≥ 250mm*	≤ 60 or ≥ 235mm*	≤ 60 or ≥ 318mm	
5	Smallest gap from any accessible opening between side rail and mattress platform	If ID4 is ≥ 250mm, then gap is ≤ 60mm	If ID4 is ≥ 235mm, then gap is ≤ 60mm	≤ 60mm	
		If ID4 is ≤ 60mm, then the gap is ≤ 120mm	If ID4 is ≤ 60mm, then gap is ≤ 120mm		
6	Gap between split side rails	≤ 60mm or ≥ 250mm to ≤ 400mm*	≤ 60 or ≥ 235mm*	≤ 60 or ≥ 318mm**	* When in horizontal position ** When in most disadvantageous position
7	Gap between side rail and mattress in 'plan' elevation	Not specified	Not specified	Perform test*	* 120mm aluminium cone is positioned between mattress and side rail to determine if gap is acceptable or not
Foot and Toe Clearance					
8	Foot & toe clearance between moving parts of the bed frame and the floor	When the gap is 120mm in from the outermost edge of the bed, the gap to the floor must be ≥ 120mm	Not specified	When the gap is 130mm in from the outermost edge of the bed, the gap to the floor must be ≥ 120mm	
9	Toe clearance between moving parts of the frame and the floor	When the gap is between 60 and 120mm in from the outermost edge of the bed, the gap to the floor must be ≥ 80mm	Not specified	When the gap is between 130 and 180mm in from the outermost edge of the bed, the gap to the floor must be ≥ 50mm	
Finger Entrapment					
10	Distance between moving parts within normal reach for fingers	≤ 8 or ≥ 25mm	≤ 8 or ≥ 25mm	≤ 8 or ≥ 25mm	

Please note:

- 1) This is only a guide. Invacare cannot be held responsible for any injuries or accidents that occur due to incorrect fitment or positioning of side rails
- 2) A risk assessment must always be performed before fitting side rails
- 3) The new standard BS EN 60601-2-52 was released April 2010. For more information, please visit www.invacare.co.uk
- 4) Please refer to the standard for a more comprehensive explanation (www.iso.org)

CUSTOMER SERVICES UK
T 01656 776222 F: 01656 776220 E: ordersuk@invacare.com
www.invacare.co.uk

CUSTOMER SERVICES IRELAND
T: 353 | 8107084 F: 353 | 8107085 E: ireland@invacare.com
www.invacare.ie

